


maggris

COMPONENTS FOR CONVEYORS



METAL CHAINS



08

magris



magris prides itself on forty years of experience as one of the leader manufacturer of hinged slat chains and accessories in steel/stainless steel and thermoplastic resin for conveyor belts used in packaging, bottling, glass, pharmaceutical, chemical, food, mechanical industry, etc.

Nowadays, the magris team continue this activity exporting all over the world through a qualified network of agents and distributors and also a short delivery time is granted through a warehouse containing large quantities of the most required items (up to 1.000 metres each chain type); non-stock and tailor-made orders can be supplied in short term.

The choice of chain materials has been specifically studied by skilled specialists and developed in cooperation with the main stainless steel and thermoplastic manufacturers, as far as the final performance is granted by chain tests which strictly conform to international regulations, e.g. careful inspections carried out during all the stages of production, whose quality is constantly supported by technological researches.

magris production range for conveyor belts includes:

- Steel/stainless steel hinged slat chains;
- Thermoplastic hinged slat chains;
- Sprockets and idlers, curves, guide rails profiles, accessories and components in thermoplastic resin.



contents

2	Materials	20	Sideflexing hinged slat chains Flex RXMC - Inox
4	Chain sizing	20	Sideflexing hinged slat chains Flex RXMS - Hard Inox
10	Straight running chains - Single hinge Super - Hard Inox	21	Sideflexing hinged slat chains Flex RXM - Inox 18/8
11	Straight running chains - Single hinge Superspeed - HQ Inox	21	Sideflexing hinged slat chains Flex RXM 316 - Inox 316
11	Straight running chains - Single hinge Wear-Proof - HQ Inox	21	Sideflexing hinged slat chains Flex RXMA - Carbon Steel
11	Straight running chains - Single hinge Standard - Inox	22	Sideflexing hinged slat chains Flex FMS - Hard Inox
12	Straight running chains - Single hinge Special - Inox	22	Sideflexing hinged slat chains Flex FMD - HQ Inox
12	Straight running chains - Single hinge 316 - Inox 316	22	Sideflexing hinged slat chains Flex FM - Inox 18/8
12	Straight running chains - Single hinge Stella D - Inox 18/8	23	Sideflexing hinged slat chains Flex FMS2 R=200 mm - Hard Inox
13	Straight running chains - Single hinge Accate C - Carbon steel	23	Sideflexing hinged slat chains Flex FM2 R=200 mm - Inox 18/8
13	Straight running chains - Single hinge Accate - Carbon steel	23	Sideflexing hinged slat chains Flex FMA2 R=200 mm - Carbon steel
14	Mignon straight running chains - Single hinge Standard - Inox	24	Sideflexing hinged slat chains for magnetic systems New Flex Mag - Hard Inox
14	Mignon straight running chains - Single hinge Stella D - Inox 18/8	24	Sideflexing hinged slat chains for magnetic systems New Flex Mag-D - HQ Inox
15	Mignon straight running chains - Single hinge Super - Hard Inox	25	Sideflexing chains for magnetic systems - Reinforced hinge New Flex Mag - Hard Inox
16	Straight running chains - Single reinforced hinge Super - Hard Inox	26	Straight running chains with rubber inserts for inclined conveyors - single hinge Super-G/DHG - Hard Inox
17	Straight running chains - Double hinge Standard - Inox	27	Sideflexing hinged slat chains with rubber inserts for inclined conveyors Flex RXMS-G/New Flex-G Mag - Hard Inox
17	Straight running chains - Double hinge Super - Hard Inox	28	Block body machined steel sprockets
17	Straight running chains - Double hinge Stella D - Inox 18/8	29	1864 straight running plate top chains
18	Straight running chains - Double hinge Accate - Carbon Steel	30	1874 sideflexing plate top chains
19	Straight running chains - Double reinforced hinge Stella D. - Inox 18/8	31	Steel corrosion resistance table
		32	Credits

SLATS

HARD INOX

Special work hardened, chrome-nickel, highly wear corrosion resistant stainless steel. It offers excellent mechanical characteristics and exceptional sliding properties, thanks to a very low surface roughness. It is particularly suitable for the critical points of bottling lines. Material used for the following chain models: Super, Flex RXMS, Flex FMS, Flex FMS2, New Flex Mag, Super-G, Flex RXMS-G and New Flex Mag-G. Minimum temperatures: - 40 °C
Maximum temperatures: + 400 °C (dry env.), + 120 °C (wet env.)

INOX

Ferritic, AISI 430 stainless steel, work hardened by cold-rolling, with good corrosion resistance. It has an excellent surface finishing with a low roughness, that is a very important quality for the sliding of conveyed products. It is the preferred choice for standard bottling industry applications. Material used for the following chain models: Special, Standard and Flex RXMC. Minimum temperatures: - 40 °C
Maximum temperatures: + 260 °C (dry env.), + 120 °C (wet env.)

HQ INOX (high quality).

Special, new, chrome-nickel (W.1.4589) stainless steel, work hardened. It has been developed in cooperation with a major stainless steel manufacturer for very special applications such as pressureless combiners/inliners. Cold rolled to extremely high quality standards, this material is the right answer to the most sophisticated needs. Its exceptional surface finishing and flatness together with a very high working load and wear resistance are unique features. Material used for the following chain models: Superspeed, Wear-Proof, Flex FMD and New Flex Mag-D. Minimum temperatures: - 40 °C
Maximum temperatures: + 430 °C (dry env.), + 120 °C (wet env.)

INOX 18/8

Austenitic, non-magnetic AISI 304 stainless steel (18% Chrome - 8% Nickel), work hardened for high resistance. It provides excellent resistance to chemical agents and corrosion, and offers excellent mechanical and duration characteristics. It is mainly used in the preservation and bottling industry. Approved by Food and Drug Administration (FDA), American government institute for the direct contact with foodstuff. Material used for the following chain models: Stella D., Flex RXM, Flex FM and Flex FM2. Minimum temperatures: - 40 °C
Maximum temperatures: + 400 °C (dry env.), + 120 °C (wet env.)

INOX 316

Austenitic AISI 316L stainless steel (18% Chrome - 14% Nickel - 3% Molybdenum). It is ideal with chemical agents and strong acids. Material used for the following chain models: 316 and Flex RXM 316. Minimum temperatures: - 40 °C
Maximum temperature: + 400 °C (dry env.), + 120 °C (wet env.)

CARBON STEEL

Heat-treated carbon steel with a surface and core hardness of 43 HRC. It is especially suitable for high working loads and it is highly resistant to wear. It is recommended for the glass, ceramic and general product conveying industry. In case of difficult applications, such as with abrasive dust, the carbon steel can be, upon request, case hardened, thus reaching a surface hardness of 55 HRC and a core hardness of 40 HRC. Material used for the following chain models: Accate, Flex RXMA and Flex FMA2. Minimum temperatures: - 40 °C
Maximum temperatures: + 180 °C (dry env.), + 120 °C (wet env.)

PINS

- Pins are made of AISI 431 stainless steel, magnetic and work hardened for high resistance, in the following chain models: Special, Standard, Super, Super-G, Flex RXMC, Flex RXMS, Flex RXMS-G, Flex FMS, Flex FMS2 and New Flex Mag.
 - Pins are made of special martensitic stainless steel, magnetic and heat treated for high resistance, in the following chain models: Wear-Proof, Superspeed, Flex FMD and New Flex Mag-D.
 - Pins are made of austenitic stainless steel (18% Chrome – 8% Nickel), work hardened for high resistance in the following chain models: Stella D., Flex RXM, Flex FM and Flex FM2.
 - Pins are made of austenitic AISI 316 stainless steel in the following chain models: 316 and Flex RXM 316.
 - Pins are made of case-hardened carbon steel in the following chain models: Accate, Accate-C, Flex RXMA, Flex RXMA-C and Flex FMA2.
- N.B.: Upon request, all our chains can be produced with other types of stainless steel.

chain sizing

According to the maximum allowable working load method.

Chain sizing consists of a comparison between the chain tension at headshaft, which a chain is subject to, and the maximum allowable working load of the chain itself. The following formulas allow an evaluation of the chain tension at headshaft as a function of the different load conditions.

Ft	Chain tension at headshaft (N)	α	Bending angle (gradi)
Fo	Chain tension on return track (N)	K	Length factor table (table D)
F1, F2, . . .	Sum of all loads (N)	T	Curve factor (table D)
Wc	Chain weight (Kg/m)	f1	Friction factor between chain and wear strips (table A)
Wm	Conveyed product weight (Kg/m)	f2	Friction factor between chain and conveyed products (table A)
L	Horizontal conveyor length (m)	fp	start up factor (table B)
L1, L2, . . .	Conveyor track length (m)	S	slippage factor (table C)
H	Vertical conveyor elevation (m)	9.81	Gravity acceleration (m/s ²)
Ls	Conveyor length of the section where accumulation occurs (m)		
L1s, L2s, . . .	Conveyor length of the section where accumulation occurs (m)		
R	Curve radius (m)		

SYMBOLS

Chain materials: carbon steel and stainless steel

A	f ₁		f ₂		
	Friction factor between chain and wear strips		Friction factor between chain and conveyed products		
Lubrication used	Steel	High density polyethylene, nylon	Cardboard plastic	Metal	Glass ceramic
Dry*	0,50	0,20	0,30	0,45	0,45
Water	0,40	0,15	0,25	0,40	0,40
Soapy water	0,20	0,12	0,15	0,20	0,25
Oil	0,20	0,08	-	0,15	0,20

B	Start up factor
Start ups per hour	f _p
0	1,0
5	1,4
10	1,7
15	1,8
20	1,9
25	2,0

* Although the theoretical calculation is carried out in dry running conditions, we recommend the use of lubricated chains in order to avoid chain blocking and friction.

C	Slippage factor
Slippage time percentage	S
0	0
10	0,5
20	0,7
30	0,8
40	0,9
50 >	1,0

D	K	T			
		Curve factor			
		Stainless steel chain			
Bending angle	Length factor	Steel wear strips		High density polyethylene and nylon wear strips	
degrees α		Dry*	Lubricated	Dry*	Lubricated
15	0,25	1,20	1,05	1,10	1,05
30	0,52	1,30	1,10	1,20	1,10
45	0,79	1,40	1,20	1,30	1,20
60	1,05	1,60	1,30	1,50	1,25
90	1,57	2,00	1,50	1,80	1,35
120	2,09	2,50	1,70	2,20	1,50
150	2,62	3,10	1,90	2,70	1,75
180	3,14	3,50	2,10	3,00	1,90



In this case the calculation of the chain tension at headshaft is carried out as the sum of successive loads (draw. 1):

$$L_2 = K(\alpha_2) \times R_2$$

$$L_4 = K(\alpha_4) \times R_4$$

1 - Return run

the evaluation of the chain tension in the return run is carried out by starting at the driven sprockets following the movement of the chain itself up to the return sprocket (draw 2):

$$\text{Track FE } F_5 = W_c \times L_5 \times f_1$$

$$\text{Track FD } F_4 = [F_5 + W_c \times L_4 \times f_1] \times T(\alpha_4)$$

$$\text{Track FC } F_3 = F_4 + W_c \times L_3 \times f_1$$

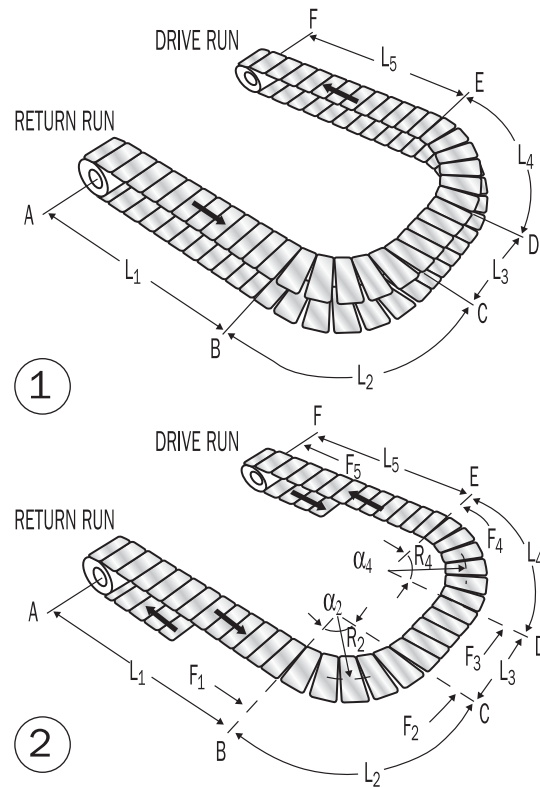
$$\text{Track FB } F_2 = [F_3 + W_c \times L_2 \times f_1] \times T(\alpha_2)$$

$$\text{Track FA } F_1 = F_2 + W_c \times L_1 \times f_1$$

$$F_0 = F_1 \times f_p \times 9,81$$

Written in a more explicit manner:

$$F_0 = \{ [(L_5 + L_4) \times W_c \times f_1 \times T(\alpha_4) + (L_3 + L_2) \times W_c \times f_1] \times T(\alpha_2) + L_1 \times W_c \times f_1 \} \times f_p \times 9,81$$



CONVEYORS WITH SIDEFLEXING CHAINS

2 - Drive run

- Chain tension at headshaft without accumulation •

The evaluation of the chain tension in the conveying run is carried out by starting from the return sprocket following the movement of the chain itself up to the drive sprocket (draw. 3):

$$\text{Track AB } F_1 = F_0 + (W_c + W_m) \times L_1 \times f_1 + f_p \times 9,81$$

$$\text{Track AC } F_2 = [F_1 + (W_c + W_m) \times L_2 \times f_1 + f_p \times 9,81] \times T(\alpha_2)$$

$$\text{Track AD } F_3 = F_2 + (W_c + W_m) \times L_3 \times f_1 + f_p \times 9,81$$

$$\text{Track AE } F_4 = [F_3 + (W_c + W_m) \times L_4 \times f_1 + f_p \times 9,81] \times T(\alpha_4)$$

$$\text{Track AF } F_5 = F_4 + (W_c + W_m) \times L_5 \times f_1 + f_p \times 9,81$$

- Chain tension at headshaft with accumulation •

The component of the chain tension at headshaft due to the accumulation of material conveyed is evaluated by starting from the return sprocket towards the drive sprocket, for the only track involved by the accumulation (draw. 3).

In this case the total chain tension at headshaft is given by the sum of the component without accumulation plus the one due to the accumulation of the material:

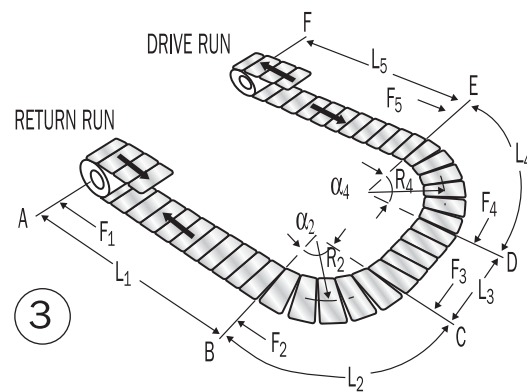
$$\text{Track AB } F_1 = F_0 + [(W_c + W_m) \times L_1 \times f_1 + f_p + L_{1s} \times W_m \times f_2 \times S] \times 9,81$$

$$\text{Track AC } F_2 = \{ F_1 + [(W_c + W_m) \times L_2 \times f_1 + f_p + L_{2s} \times W_m \times f_2 \times S] \times 9,81 \} \times T(\alpha_2)$$

$$\text{Track AD } F_3 = F_2 + [(W_c + W_m) \times L_3 \times f_1 + f_p + L_{3s} \times W_m \times f_2 \times S] \times 9,81$$

$$\text{Track AE } F_4 = \{ F_3 + [(W_c + W_m) \times L_4 \times f_1 + f_p + L_{4s} \times W_m \times f_2 \times S] \times 9,81 \} \times T(\alpha_4)$$

$$\text{Track AF } F_5 = F_4 + [(W_c + W_m) \times L_5 \times f_1 + f_p + L_{5s} \times W_m \times f_2 \times S] \times 9,81$$



CONVEYORS WITH STRAIGHT RUNNING CHAINS

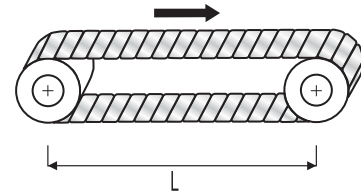
Horizontal conveyor

Without accumulation

$$F_t = (2W_c + W_m) \times L \times f_1 \times f_p \times 9,81$$

With accumulation

$$F_t = [(2W_c + W_m) \times L \times f_1 \times f_p + L_s \times W_m \times f_2 \times S] \times 9,81$$



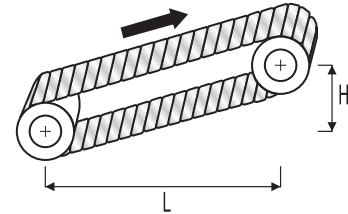
Inclined conveyor

Without accumulation

$$F_t = [(2W_c + W_m) \times L \times f_1 \times f_p + (W_c + W_m) \times H] \times 9,81$$

With accumulation

$$F_t = [(2W_c + W_m) \times L \times f_1 \times f_p + (W_c + W_m) \times H + L_s \times W_m \times f_2 \times S] \times 9,81$$



SYMBOLS FOR STRAIGHT RUNNING CHAINS

1864. . . .	Plate top chain
7.24.000	Double reinforced hinged slat chain - Stella D. Mod.
7.94.000	Double hinged slat chain - Accate Mod.
7.14.000	Double hinged slat chain - Stella D. Mod.
S .7.04.000	Double hinged slat chain - Super Mod.
SG.7.04.000	Double hinged slat chain - Super-DHG Mod.
7.04.000	Double hinged slat chain - Standard Mod.
C.7.90.000	Single hinged slat chain - Accate-C Mod.
7.90.000	Single hinged slat chain - Accate Mod.
7.25.000	Single hinged slat chain - 316 Mod.
7.10.000	Single hinged slat chain - Stella D. Mod.
DX.7.00.000	Single hinged slat chain - Superspeed Mod.
D.7.00.000	Single hinged slat chain - Wear-Proof Mod.
S .7.00.175	Single reinforced hinged slat chain - Super Mod.
S .7.00.000	Single hinged slat chain - Super Mod.
SG.7.00.175	Single reinforced hinged slat chain - Super-G Mod.
SG.7.00.000	Single hinged slat chain - Super-G Mod.
7.00.000	Single hinged slat chain - Standard Mod.
H.7.00.000	Single hinged slat chain - Special Mod.
7.10.010	Mignon hinged slat chain - Stella D. Mod.
7.00.010	Mignon hinged slat chain - Standard Mod.
8.25.000	Mignon hinged slat chain - Super Mod.
SG.8.25.000	Mignon hinged slat chain - Super -G Mod.

SYMBOLS FOR SIDEFLEXING CHAINS

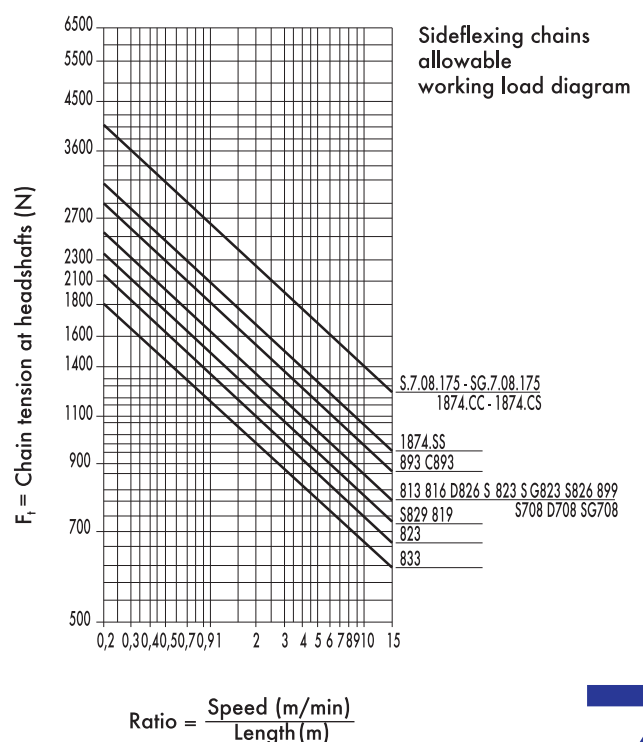
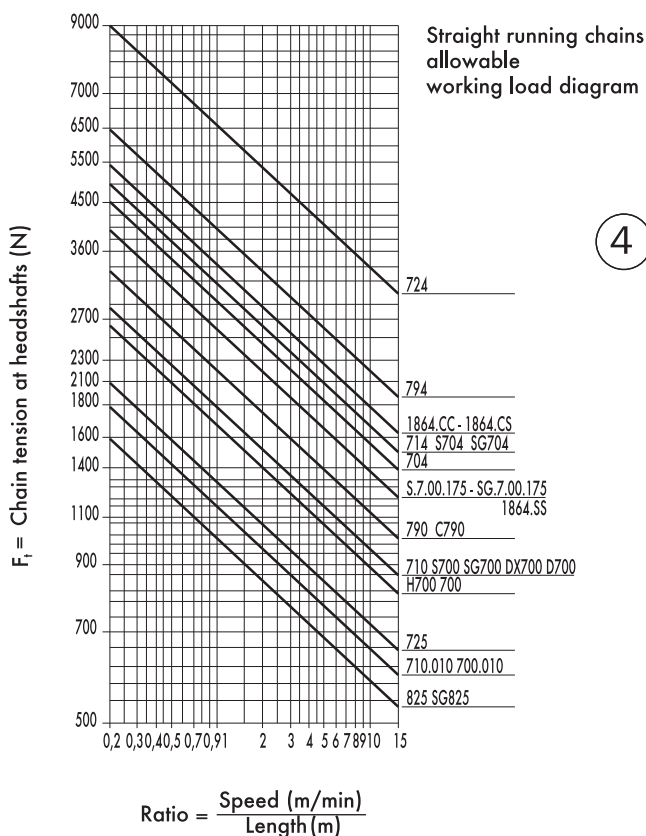
1874. . . .	Plate top chain
C.8.93.000	Hinged slot chain - Flex RXMA-C Mod.
8.99.000	Hinged slot chain - Flex FMA2 Mod.
8.93.000	Hinged slot chain - Flex RXMA Mod.
8.33.000	Hinged slot chain - Flex RXM 316 Mod.
8.13.000	Hinged slot chain - Flex RXM Mod.
8.16.000	Hinged slot chain - Flex FM Mod.
8.19.000	Hinged slot chain - Flex FM2 Mod.
D.8.26.000	Hinged slot chain - Flex FMD Mod.
S.8.23.000	Hinged slot chain - Flex RXMS Mod.
SG.8.23.000	Hinged slot chain - Flex RXMS -G Mod.
S.8.26.000	Hinged slot chain - Flex FMS Mod.
S.8.29.000	Hinged slot chain - Flex FMS2 Mod.
8.23.000	Hinged slot chain - Flex RXMC Mod.
D.7.08.000	Hinged slot chain - New Flex Mag-D Mod.
S.7.08.175	Reinforced hinged slot chain - New Flex Mag Mod.
S.7.08.000	Hinged slot chain - New Flex Mag Mod.
SG.7.08.175	Reinforced hinged slot chain - New Flex Mag-G Mod.
SG.7.08.000	Hinged slot chain - New Flex Mag-G Mod.

Calculation of Power (P)
$$P = \frac{F_t \times v}{6 \times 10^4}$$

where: (P) = Power (kW) , F_t = Chain tension at headshaft on the chain (N), v = Speed (m/min)

CHAIN SELECTION

Having evaluated the chain tension at headshaft which the chain is subject to, and calculated the speed/length of the conveyor ratio, the two values are stated in figure 4. The chain suitable for the use in question is the one whose curve is immediately above the intersection of the two values.



The 7.10.040 chain, dry-operating, conveys glass wine bottles. The bottles weigh 1,5 Kg each and they are placed on the chain at 20 cm intervals (5 bottles per metre). The chain stops and restarts 10 times per hour. There is accumulation of the 20% operating time and on a length of 8 metres.

Aims:

- Chain checking;
- Calculation of the power needed by the shaft.

Start up data:

- Speed (v) = 45 m/min.
- Start up factor (f_p) = 1,7 (table B)
- Slippage time percentage = 20%
- Slippage factor (S) = 0,7 (table C)
- Length with accumulation (L_s) = 8 m
- Friction factor (f_2) = 0,45 (table A: chain-glass bottle)
- Conveyor length (L) = 12 m
- Chain weight (W_c) = 2,6 Kg/m
- Conveyed product weight (W_m) = 7,5 Kg/m
- Friction factor (f_1) = 0,20 (table A: chain-polyethylene wear strip)

Calculation of the chain tension at Headshaft (F_t)

$$\begin{aligned}
 F_t &= [(2W_c + W_m) \times L \times f_1 \times f_p + L_s \times W_m \times f_2 \times S] \times 9,81 \\
 &= [(2 \times 2,6 + 7,5) \times 12 \times 0,20 \times 1,7 + 8 \times 7,5 \times 0,45 \times 0,7] \times 9,81 \\
 &= 693,72 \text{ N}
 \end{aligned}$$

Calculation of the Speed/Length ratio (v/L)

$$v/L = 45/12 = 3,75 \text{ m/min/m}$$

The "allowable working load" diagram shows that the maximum chain tension at headshaft available for that chain and for that speed ratio is 1300 N. The selected chain is therefore suitable for our purpose.

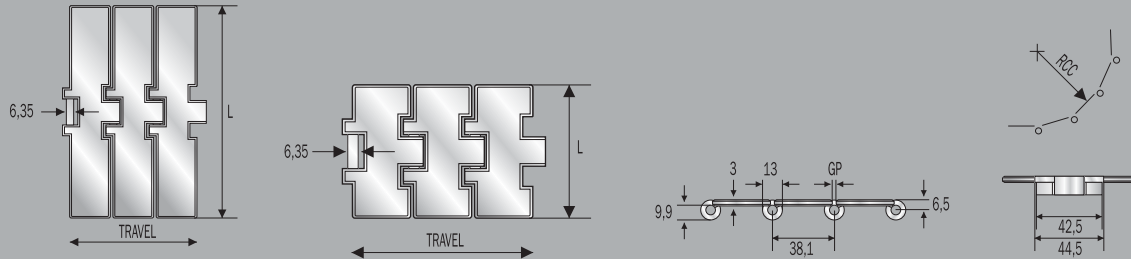

EXAMPLE

Calculation of Power (P)

$$P = \frac{F_t \times v}{6 \times 10^4} = \frac{693,72 \times 45}{6 \times 10^4} = 0,520 \text{ kW}$$



Straight running chains - Single hinge



SUPER - HARD INOX

- Special, chrome-nickel, stainless steel slats, work hardened for high resistance, with shiny surface having a roughness of $Ra \leq 0,3$ micron.
- AISI 431 stainless steel pins, magnetic and work hardened for high resistance.

PRODUCT CODES

SSHR 812 K213	internal code S.7.00.013*
SSHR 812 K250	internal code S.7.00.020
SSHR 812 K263	internal code S.7.00.025
SSHR 812 K300	internal code S.7.00.030
SSHR 812 K325	internal code S.7.00.040
SSHR 812 K335	internal code S.7.00.050
SSHR 812 K350	internal code S.7.00.060
SSHR 812 K500	internal code S.7.00.090*

PRODUCT CODES

SSH 812 K225	internal code S.7.00.015
SSH 812 K250	internal code S.7.00.021
SSH 812 K275	internal code S.7.00.200
SSH 812 K300	internal code S.7.00.031
SSH 812 K325	internal code S.7.00.041
SSH 812 K330	internal code S.7.00.042
SSH 812 K350	internal code S.7.00.061
SSH 812 K400	internal code S.7.00.070
SSH 812 K450	internal code S.7.00.080
SSH 812 K600	internal code S.7.00.100
SSH 812 K750	internal code S.7.00.110

CHARACTERISTICS

	Slat width (mm/ ")	Hardness (HRC)	GP (mm)	RCC (mm)	Weight kg/m	
SSHR 812 K213	54.1	-	30	2.8	75	2.10
SSHR 812 K250	63.5	2 $\frac{1}{2}$	30	2.8	75	2.20
SSHR 812 K263	66.7	2 $\frac{5}{8}$	30	2.8	75	2.30
SSHR 812 K300	76.2	3	30	2.8	75	2.45
SSHR 812 K325	82.5	3 $\frac{1}{4}$	30	2.8	75	2.60
SSHR 812 K335	85.0	-	30	2.8	75	2.68
SSHR 812 K350	88.9	3 $\frac{1}{2}$	30	2.8	75	2.70
SSHR 812 K500	127.0	5	30	2.8	75	3.50

CHARACTERISTICS

	Slat width (mm/ ")	Hardness (HRC)	GP (mm)	RCC (mm)	Weight kg/m	
SSH 812 K225	57.1	2 $\frac{1}{4}$	30	1.6	150	2.18
SSH 812 K250	63.5	2 $\frac{1}{2}$	30	1.6	150	2.25
SSH 812 K275	69.9	2 $\frac{3}{4}$	30	1.6	150	2.35
SSH 812 K300	76.2	3	30	1.6	150	2.50
SSH 812 K325	82.5	3 $\frac{1}{4}$	30	1.6	150	2.65
SSH 812 K330	83.8	3 $\frac{1}{8}$ / $\frac{1}{4}$	30	1.6	150	2.70
SSH 812 K350	88.9	3 $\frac{1}{2}$	30	1.6	150	2.75
SSH 812 K400	101.6	4	30	1.6	150	3.00
SSH 812 K450	114.3	4 $\frac{1}{2}$	30	1.6	150	3.30
SSH 812 K600	152.4	6	30	1.6	150	4.20
SSH 812 K750	190.5	7 $\frac{1}{2}$	30	1.6	150	5.10

* Size produced only upon request - delivery conditions and terms to be agreed. Standard shipping lengths: 80 pitches = 10 feet = 3,048 metres.

SUPERSPEED - HQ INOX

- Special, new stainless steel, chrome-nickel (W.1.4589) slats, work hardened for high resistance with very little roughness, Ra ≤ 0.18 microns.
 - Special martensitic stainless steel pins, magnetic and heat treated for high resistance.
- The chain is produced with a special profile: thanks to its perfect levelness and shiny surface, it is particularly suitable for pressureless combiners/inliners and for high speed systems.

PRODUCT CODES

SSX 812 K325	internal code DX.7.00.040
SSX 812 K330	internal code DX.7.00.042

CHARACTERISTICS

	Slat width (mm/ ")	Hardness (HRC)	GP (mm)	RCC (mm)	Weight kg/m
SSX 812 K325	82.5 3 ¹ / ₄	30	1.6	150	2.60
SSX 812 K330	83.8 3 ¹⁹ / ₆₄	30	1.6	150	2.70

Standard shipping lengths: 80 pitches = 10 feet = 3,048 metres.

WEAR PROOF - HQ INOX

- Special, new stainless steel, chrome-nickel (W.1.4589) slats, work hardened for high resistance with very little surface roughness, Ra ≤ 0.2 microns.
- Special martensitic stainless steel pins, magnetic and heat treated for high resistance.

PRODUCT CODES

SSHQR 812 K325	internal code D.7.00.040
----------------	--------------------------

CHARACTERISTICS

	Slat width (mm/ ")	Hardness (HRC)	GP (mm)	RCC (mm)	Weight kg/m
SSHQR 812 K325	82.5 3 ¹ / ₄	30	2.8	75	2.60

Standard shipping lengths: 80 pitches = 10 feet = 3,048 metres.

PRODUCT CODES

SSHQ 812 K325	internal code D.7.00.041
SSHQ 812 K330	internal code D.7.00.042

CHARACTERISTICS

	Slat width (mm/ ")	Hardness (HRC)	GP (mm)	RCC (mm)	Weight kg/m
SSHQ 812 K325	82.5 3 ¹ / ₄	30	1.6	150	2.65
SSHQ 812 K330	83.8 3 ¹⁹ / ₆₄	30	1.6	150	2.75

STANDARD - INOX

- Ferritic, AISI 430 stainless steel slats, work hardened, with shiny surface having low roughness.
- AISI 431 stainless steel pins, magnetic and work hardened for high resistance.

PRODUCT CODES

SSR 812 K213	internal code 7.00.013*
SSR 812 K250	internal code 7.00.020
SSR 812 K263	internal code 7.00.025
SSR 812 K300	internal code 7.00.030
SSR 812 K325	internal code 7.00.040
SSR 812 K335	internal code 7.00.050
SSR 812 K350	internal code 7.00.060

CHARACTERISTICS

	Slat width (mm/ ")	Hardness (HRC)	GP (mm)	RCC (mm)	Weight kg/m
SSR 812 K213	54.1 -	20	2.8	75	2.10
SSR 812 K250	63.5 2 ¹ / ₂	20	2.8	75	2.20
SSR 812 K263	66.7 2 ⁵ / ₈	20	2.8	75	2.30
SSR 812 K300	76.2 3	20	2.8	75	2.45
SSR 812 K325	82.5 3 ¹ / ₄	20	2.8	75	2.60
SSR 812 K335	85.0 -	20	2.8	75	2.68
SSR 812 K350	88.9 3 ¹ / ₂	20	2.8	75	2.70

* Size produced only upon request - delivery conditions and terms to be agreed. Standard shipping lengths: 80 pitches = 10 feet = 3,048 metres.

PRODUCT CODES

SS 812 K225	internal code 7.00.015
SS 812 K250	internal code 7.00.021
SS 812 K275	internal code 7.00.200
SS 812 K300	internal code 7.00.031
SS 812 K325	internal code 7.00.041
SS 812 K330	internal code 7.00.042
SS 812 K350	internal code 7.00.061
SS 812 K400	internal code 7.00.070
SS 812 K450	internal code 7.00.080
SS 812 K600	internal code 7.00.100
SS 812 K750	internal code 7.00.110

CHARACTERISTICS

	Slat width (mm/ ")	Hardness (HRC)	GP (mm)	RCC (mm)	Weight kg/m
SS 812 K225	57.1 2 ¹ / ₄	20	1.6	150	2.18
SS 812 K250	63.5 2 ¹ / ₂	20	1.6	150	2.25
SS 812 K275	69.9 2 ³ / ₄	20	1.6	150	2.35
SS 812 K300	76.2 3	20	1.6	150	2.50
SS 812 K325	82.5 3 ¹ / ₄	20	1.6	150	2.65
SS 812 K330	83.8 3 ¹⁹ / ₆₄	20	1.6	150	2.70
SS 812 K350	88.9 3 ¹ / ₂	20	1.6	150	2.75
SS 812 K400	101.6 4	20	1.6	150	3.00
SS 812 K450	114.3 4 ¹ / ₂	20	1.6	150	3.30
SS 812 K600	152.4 6	20	1.6	150	4.20
SS 812 K750	190.5 7 ¹ / ₂	20	1.6	150	5.10



SPECIAL - INOX

- Ferritic, AISI 430 stainless steel slats, work hardened, with shiny surface having low roughness.
- AISI 431 stainless steel pins, magnetic and work hardened for high resistance.

PRODUCT CODES

SSR 812 K325 internal code H.7.00.040

CHARACTERISTICS

	Slat width (mm/ ")	Hardness (HRC)	GP (mm)	RCC (mm)	Weight kg/m	
SSR 812 K325	82.5	-	20	2.8	75	2.55

Standard shipping lengths: 80 pitches = 10 feet = 3,048 metres.



316 - INOX 316

- Chrome-nickel, austenitic AISI 316L stainless steel slats (18% Chrome - 14% Nickel - 3% Molybdenum).
- Austenitic AISI 316 stainless steel pins.

PRODUCT CODES

SSAA 815 K325	internal code 7.25.041*
SSAA 815 K450	internal code 7.25.080*
SSAA 815 K600	internal code 7.25.100*
SSAA 815 K750	internal code 7.25.110*

CHARACTERISTICS

	Slat width (mm/ ")	Hardness (HRC)	GP (mm)	RCC (mm)	Weight kg/m	
SSAA 815 K325	82.5	3 ¹ / ₄	-	1.6	150	2.65
SSAA 815 K450	114.3	4 ¹ / ₂	-	1.6	150	3.30
SSAA 815 K600	152.4	6	-	1.6	150	4.20
SSAA 815 K750	190.5	7 ¹ / ₂	-	1.6	150	5.10

* Size produced only upon request - delivery conditions and terms to be agreed. Standard shipping lengths: 80 pitches = 10 feet = 3,048 metres.

STELLA D - INOX 18/8

- Chrome-nickel, austenitic AISI 304 stainless steel slats (18% Chrome - 8% Nickel), work hardened for HR - shiny - with a roughness of Ra < 0.5 microns.
- Austenitic stainless steel pins (18% Chrome - 8% Nickel), work hardened for high resistance.

PRODUCT CODES

SSAR 815 K213	internal code 7.10.013*
SSAR 815 K250	internal code 7.10.020
SSAR 815 K263	internal code 7.10.025
SSAR 815 K300	internal code 7.10.030
SSAR 815 K325	internal code 7.10.040
SSAR 815 K335	internal code 7.10.050*
SSAR 815 K350	internal code 7.10.060
SSAR 815 K500	internal code 7.10.090

CHARACTERISTICS

	Slat width (mm/ ")	Hardness (HRC)	GP (mm)	RCC (mm)	Weight kg/m	
SSAR 815 K213	54.1	-	26	2.8	75	2.10
SSAR 815 K250	63.5	2 ¹ / ₂	26	2.8	75	2.20
SSAR 815 K263	66.7	2 ⁵ / ₈	26	2.8	75	2.30
SSAR 815 K300	76.2	3	26	2.8	75	2.45
SSAR 815 K325	82.5	3 ¹ / ₄	26	2.8	75	2.60
SSAR 815 K335	85.0	-	26	2.8	75	2.68
SSAR 815 K350	88.9	3 ¹ / ₂	26	2.8	75	2.70
SSAR 815 K500	127.0	5	26	2.8	75	3.50

* Size produced only upon request - delivery conditions and terms to be agreed. Standard shipping lengths: 80 pitches = 10 feet = 3,048 metres.

PRODUCT CODES

SSA 815 K225	internal code 7.10.015
SSA 815 K250	internal code 7.10.021
SSA 815 K275	internal code 7.10.200
SSA 815 K300	internal code 7.10.031
SSA 815 K325	internal code 7.10.041
SSA 815 K350	internal code 7.10.061
SSA 815 K400	internal code 7.10.070
SSA 815 K450	internal code 7.10.080
SSA 815 K600	internal code 7.10.100
SSA 815 K750	internal code 7.10.110

CHARACTERISTICS

	Slat width (mm/ ")	Hardness (HRC)	GP (mm)	RCC (mm)	Weight kg/m	
SSA 815 K225	57.1	2 ¹ / ₄	26	1.6	150	2.18
SSA 815 K250	63.5	2 ¹ / ₂	26	1.6	150	2.25
SSA 815 K275	69.9	2 ³ / ₄	26	1.6	150	2.35
SSA 815 K300	76.2	3	26	1.6	150	2.50
SSA 815 K325	82.5	3 ¹ / ₄	26	1.6	150	2.65
SSA 815 K350	88.9	3 ¹ / ₂	26	1.6	150	2.75
SSA 815 K400	101.6	4	26	1.6	150	3.00
SSA 815 K450	114.3	4 ¹ / ₂	26	1.6	150	3.30
SSA 815 K600	152.4	6	26	1.6	150	4.20
SSA 815 K750	190.5	7 ¹ / ₂	26	1.6	150	5.10

ACCATE C - CARBON STEEL

- Case-hardened carbon steel slats and pins

PRODUCT CODES	
SCR 815 K325	internal code C.7.90.040*

CHARACTERISTICS						
	Slat width (mm/ ")	Hardness surf./core	GP (mm)	RCC (mm)	Weight kg/m	
SCR 815 K325	82.5 3 ¹ / ₄	55/40	2.8	75	2.10	

* Size produced only upon request - delivery conditions and terms to be agreed. Standard shipping lengths: 80 pitches = 10 feet = 3,048 metres.

PRODUCT CODES	
SC 815 K325	internal code C.7.90.041*
SC 815 K350	internal code C.7.90.061*
SC 815 K450	internal code C.7.90.080*

CHARACTERISTICS						
	Slat width (mm/ ")	Hardness surf./core	GP (mm)	RCC (mm)	Weight kg/m	
SC 815 K325	82.5 3 ¹ / ₄	55/40	1.6	150	2.65	
SC 815 K350	88.9 3 ¹ / ₂	55/40	1.6	150	2.75	
SC 815 K450	114.3 4 ¹ / ₂	55/40	1.6	150	3.30	



ACCATE - CARBON STEEL

- Heat-treated carbon steel slats.
- Case hardened carbon steel pins.

PRODUCT CODES	
SR 815 K250	internal code 7.90.020
SR 815 K263	internal code 7.90.025*
SR 815 K300	internal code 7.90.030
SR 815 K325	internal code 7.90.040
SR 815 K350	internal code 7.90.060
SR 815 K500	internal code 7.90.090

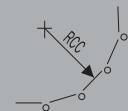
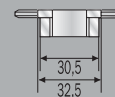
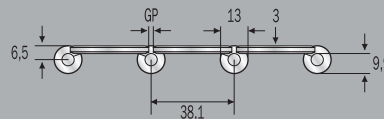
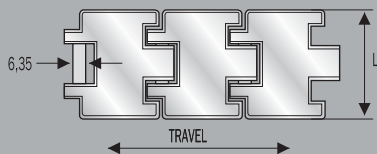

CHARACTERISTICS						
	Slat width (mm/ ")	Hardness surf./core	GP (mm)	RCC (mm)	Weight kg/m	
SR 815 K250	63.5 2 ¹ / ₂	43	2.8	75	2.20	
SR 815 K263	66.7 2 ⁵ / ₈	43	2.8	75	2.30	
SR 815 K300	76.2 3	43	2.8	75	2.45	
SR 815 K325	82.5 3 ¹ / ₄	43	2.8	75	2.60	
SR 815 K350	88.9 3 ¹ / ₂	43	2.8	75	2.70	
SR 815 K500	127.0 5	43	2.8	75	3.50	

* Size produced only upon request - delivery conditions and terms to be agreed. Standard shipping lengths: 80 pitches = 10 feet = 3,048 metres.

PRODUCT CODES	
S 815 K225	internal code 7.90.015
S 815 K250	internal code 7.90.021
S 815 K300	internal code 7.90.031
S 815 K325	internal code 7.90.041
S 815 K350	internal code 7.90.061
S 815 K400	internal code 7.90.070
S 815 K450	internal code 7.90.080
S 815 K473	internal code 7.90.220*
S 815 K600	internal code 7.90.100
S 815 K750	internal code 7.90.110

CHARACTERISTICS						
	Slat width (mm/ ")	Hardness surf./core	GP (mm)	RCC (mm)	Weight kg/m	
S 815 K225	57.1 2 ¹ / ₄	43	1.6	150	2.18	
S 815 K250	63.5 2 ¹ / ₂	43	1.6	150	2.25	
S 815 K300	76.2 3	43	1.6	150	2.35	
S 815 K325	82.5 3 ¹ / ₄	43	1.6	150	2.50	
S 815 K350	88.9 3 ¹ / ₂	43	1.6	150	2.75	
S 815 K400	101.6 4	43	1.6	150	2.65	
S 815 K450	114.3 4 ¹ / ₂	43	1.6	150	3.00	
S 815 K473	120.0 -	43	1.6	150	3.30	
S 815 K600	152.4 6	43	1.6	150	4.20	
S 815 K750	190.5 7 ¹ / ₂	43	1.6	150	5.10	

Mignon straight running chains - Single hinge



STANDARD - INOX

- Ferritic, AISI 430 stainless steel slats, work hardened, with shiny surface having low roughness.
- AISI 431 stainless steel pins, magnetic and work hardened for high resistance.

PRODUCT CODES

SSR 812 K197 internal code 7.00.010

CHARACTERISTICS

	Slat width (mm/ ")	Hardness (HRC)	GP (mm)	RCC (mm)	Weight kg/m
SSR 812 K197	50.0	- 20	2.5	90	1.60

STELLA D - INOX 18/8

- Chrome-nickel, austenitic AISI 304 stainless steel slats (18% Chrome - 8% Nickel), work hardened for HR - shiny - with a roughness of Ra < 0.5 microns.
- Austenitic stainless steel pins (18% Chrome - 8% Nickel), work hardened for high resistance.

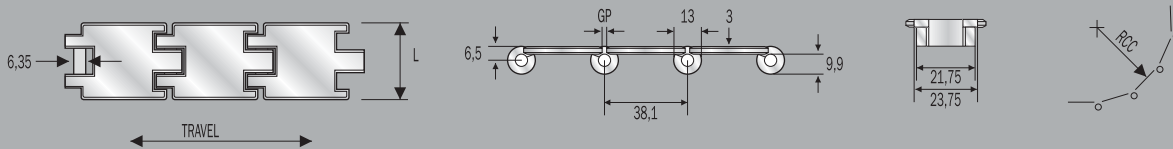
PRODUCT CODES

SSAR 815 K197 internal code 7.10.010

CHARACTERISTICS

	Slat width (mm/ ")	Hardness (HRC)	GP (mm)	RCC (mm)	Weight kg/m
SSAR 815 K197	50.0	- 26	2.5	90	1.60

Standard shipping lengths: 80 pitches = 10 feet = 3,048 metres.



SUPER - HARD INOX

- Special, chrome-nickel, stainless steel slats, work hardened for high resistance, with shiny surface having a roughness of $R_a \leq 0.3$ microns.
- AISI 431 stainless steel pins, magnetic and work hardened for high resistance.

PRODUCT CODES

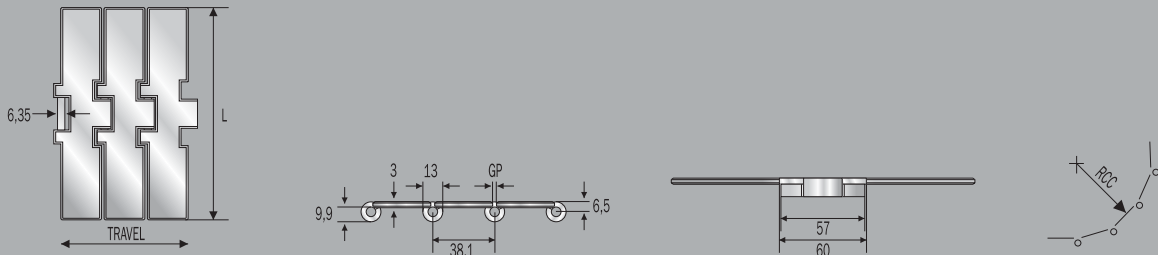
SSHR 812 K125	internal code 8.25.280
SSHR 812 K175	internal code 8.25.300

CHARACTERISTICS

	Slat width (mm/ ")	Hardness (HRC)	GP (mm)	RCC (mm)	Weight kg/m
SSHR 812 K125	31.8 1 1/4	30	2.8	75	1.10
SSHR 812 K175	44.5 1 3/4	30	2.8	75	1.30

Standard shipping lengths: 80 pitches = 10 feet = 3,048 metres.

Straight running chains - Single reinforced hinge



SUPER - HARD INOX

- Special, chrome-nickel, stainless steel slats, work hardened for high resistance, with shiny surface having a roughness of $R_a \leq 0.3$ microns.
- AISI 431 stainless steel pins, magnetic and work hardened for high resistance.

PRODUCT CODES

SSH 8127 K750

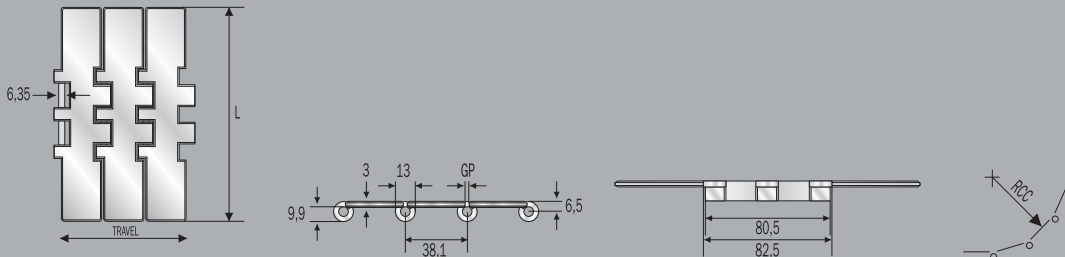
internal code S.7.00.175

CHARACTERISTICS

	Slat width (mm/ ")	Hardness (HRC)	GP (mm)	RCC (mm)	Weight kg/m
SSH 8127 K750	190.5 7 $\frac{1}{2}$	30	1.6	150	5.10

Standard shipping lengths: 80 pitches = 10 feet = 3,048 metres.

Straight running chains - Double hinge



STANDARD - INOX

- Ferritic, AISI 430 stainless steel slats, work hardened, with shiny surface having low roughness.
- AISI 431 stainless steel pins, magnetic and work hardened for high resistance.

PRODUCT CODES

SS 802 K750 internal code 7.04.110

CHARACTERISTICS

	Slat width (mm/ ")	Hardness (HRC)	GP (mm)	RCC (mm)	Weight kg/m
SS 802 K750	190.5 7 ¹ / ₂	20	1.6	150	5.80

SUPER - HARD INOX

- Special, chrome-nickel, stainless steel slats, work hardened for high resistance, with shiny surface having a roughness of $R_a \leq 0.3$ microns.
- AISI 431 stainless steel pins, magnetic and work hardened for high resistance.

PRODUCT CODES

SSH 802 K750 internal code S.7.04.110

CHARACTERISTICS

	Slat width (mm/ ")	Hardness (HRC)	GP (mm)	RCC (mm)	Weight kg/m
SSH 802 K750	190.5 7 ¹ / ₂	30	1.6	150	5.80

STELLA D - INOX 18/8

- Chrome-nickel, austenitic AISI 304 stainless steel slats (18% Chrome - 8% Nickel), work hardened for HR - shiny - with a roughness of $R_a < 0.5$ microns.
- Austenitic stainless steel pins (18% Chrome - 8% Nickel), work hardened for high resistance.

PRODUCT CODES

SSA 805 K750 internal code 7.14.110

CHARACTERISTICS

	Slat width (mm/ ")	Hardness (HRC)	GP (mm)	RCC (mm)	Weight kg/m
SSA 805 K750	190.5 7 ¹ / ₂	26	1.6	150	5.80

Standard shipping lengths: 80 pitches = 10 feet = 3,048 metres.



ACCATE - CARBON STEEL

- Heat-treated carbon steel slats, with a surface and core hardness of 43 HRC.
- Case-hardened carbon steel pins.

PRODUCT CODES

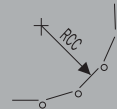

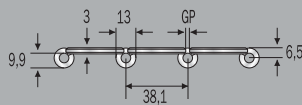
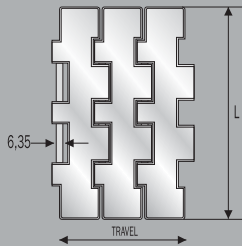

SR 802 K750	internal code 7.94.111
S 802 K750	internal code 7.94.110

CHARACTERISTICS

	Slat width (mm/ ")	Hardness (HRC)	GP (mm)	RCC (mm)	Weight kg/m
SR 802 K750	190.5 7 ¹ / ₂	43	2.8	75	5.70
S 802 K750	190.5 7 ¹ / ₂	43	1.6	150	5.80

Standard shipping lengths: 80 pitches = 10 feet = 3,048 metres.

Straight running chains - Double reinforced hinge



STELLA D - INOX 18/8

- Chrome-nickel, austenitic AISI 304 stainless steel slats (18% Chrome - 8% Nickel), work hardened for high resistance - shiny - with a roughness of Ra < 0.5 microns.
- Austenitic stainless steel pins (18% Chrome - 8% Nickel), work hardened for high resistance.

PRODUCT CODES

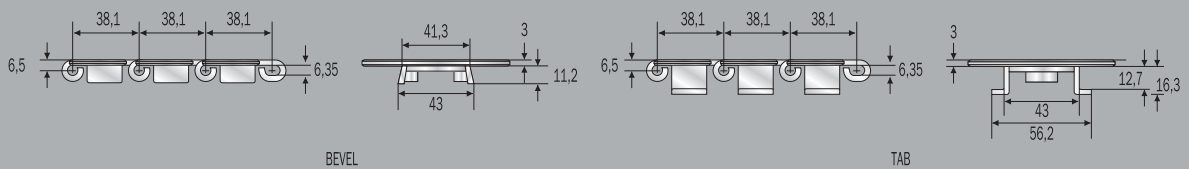

SSA 804 K670	internal code 7.24.050
SSA 804 K750	internal code 7.24.060

CHARACTERISTICS

	Slat width (mm/ ")	Hardness (HRC)	GP (mm)	RCC (mm)	Weight kg/m	
SSA 804 K670	170.0	-	26	2.5	90	6.30
SSA 804 K750	190.5	7 _{1/2}	26	2.5	90	6.80

Standard shipping lengths: 80 pitches = 10 feet = 3,048 metres.

Sideflexing hinged slat chains



FLEX RXMC - INOX

- Ferritic, AISI 430 stainless steel slats, work hardened, with shiny surface having low roughness.
- Chrome-nickel, austenitic stainless steel guide shoes (18% Chrome - 8% Nickel), work hardened for high resistance.
- AISI 431 stainless steel pins, magnetic and work hardened for high resistance.

PRODUCT CODES

SS 881 T K325 internal code 8.23.041

CHARACTERISTICS

	Slat width (mm/ ")	Min. sideflexing radius (mm)	Weight kg/m
SS 881 T K325	82.5 3 1/4	457	3.10

Standard shipping lengths: 80 pitches = 10 feet = 3,048 metres.

FLEX RXMS - HARD INOX

- Special, chrome-nickel, stainless steel slats, work hardened for high resistance, with shiny surface having a roughness of $R_a \leq 0.3$ microns.
- Chrome-nickel, austenitic stainless steel guide shoes (18% Chrome - 8% Nickel), work hardened for high resistance.
- AISI 431 stainless steel pins, magnetic and work hardened for high resistance.

PRODUCT CODES

SSH 881 K325	internal code S.8.23.040
SSH 881 K450	internal code S.8.23.080
SSH 881 K750	internal code S.8.23.110
SSH 881 T K325	internal code S.8.23.041
SSH 881 T K450	internal code S.8.23.081
SSH 881 T K750	internal code S.8.23.111

CHARACTERISTICS

	Largh. (mm/ ")	Min. sideflexing radius (mm)	Weight kg/m
SSH 881 K325	82.5 3 1/4	457	2.18
SSH 881 K450	114.3 4 1/2	500	2.25
SSH 881 K750	190.5 7 1/2	500	2.35
SSH 881 T K325	82.5 3 1/4	457	2.50
SSH 881 T K450	114.3 4 1/2	500	2.65
SSH 881 T K750	190.5 7 1/2	500	2.85

FLEX RXM - INOX 18/8

- Chrome-nickel, austenitic AISI 304 stainless steel slats (18% Chrome - 8% Nickel), work hardened for HR - shiny with a roughness of Ra < 0.5 microns.
- Chrome-nickel, austenitic stainless steel guide shoes (18% Chrome - 8% Nickel), work hardened for high resistance.
- Austenitic stainless steel pins (18% Chrome - 8% Nickel), work hardened for high resistance.

PRODUCT CODES

SSA 881 K325	internal code 8.13.040
SSA 881 K450	internal code 8.13.080
SSA 881 K750	internal code 8.13.110
SSA 881 T K325	internal code 8.13.041
SSA 881 T K450	internal code 8.13.081
SSA 881 T K750	internal code 8.13.111

CHARACTERISTICS

	Slot width (mm/ ")	Min. sideflexing radius (mm)	Weight kg/m
SSA 881 K325	82.5 3 ¹ / ₄	457	2.90
SSA 881 K450	114.3 4 ¹ / ₂	500	3.60
SSA 881 K750	190.5 7 ¹ / ₂	500	5.30
SSA 881 T K325	82.5 3 ¹ / ₄	457	3.10
SSA 881 T K450	114.3 4 ¹ / ₂	500	3.80
SSA 881 T K750	190.5 7 ¹ / ₂	500	5.50

FLEX RXM - 316

- Chrome-nickel, austenitic AISI 316L stainless steel slats (18% Chrome - 14% Nickel - 3% Molybdenum).
- Chrome-nickel, austenitic AISI 316L stainless steel guide shoes.
- Austenitic AISI 316 stainless steel pins.

PRODUCT CODES

SSAA 881 T K325	internal code 8.33.041 *
SSAA 881 T K450	internal code 8.33.081 *
SSAA 881 T K750	internal code 8.33.111 *

CHARACTERISTICS

	Slot width (mm/ ")	Min. sideflexing radius (mm)	Weight kg/m
SSAA 881 T K325	82.5 3 ¹ / ₄	457	3.10
SSAA 881 T K450	114.3 4 ¹ / ₂	500	3.80
SSAA 881 T K750	190.5 7 ¹ / ₂	500	5.50

FLEX RXMA - CARBON STEEL

- Heat-treated carbon steel slats, with a surface and core hardness of 43 HRC.
- Case-hardened carbon steel pins.

NOTE: Upon request, the "Flex RXMA Tab" chain with a slot width of 82.6 mm (3 1/4") can be produced in case hardened carbon steel having a surface hardness of 55 HRC and a core hardness of 40 HRC (code: C.8.93.041).

PRODUCT CODES

S 881 K325	internal code 8.93.040
S 881 K450	internal code 8.93.080
S 881 K750	internal code 8.93.110
S 881 T K250	internal code 8.93.021
S 881 T K325	internal code 8.93.041
S 881 T K450	internal code 8.93.081
S 881 T K750	internal code 8.93.111

CHARACTERISTICS

	Slot width (mm/ ")	Min. sideflexing radius (mm)	Weight kg/m
S 881 K325	82.5 3 ¹ / ₄	457	2.90
S 881 K450	114.3 4 ¹ / ₂	500	3.60
S 881 K750	190.5 7 ¹ / ₂	500	5.30
S 881 T K250	63.5 2 ¹ / ₂	457	2.65
S 881 T K325	82.5 3 ¹ / ₄	457	3.10
S 881 T K450	114.3 4 ¹ / ₂	500	3.80
S 881 T K750	190.5 7 ¹ / ₂	500	5.50



* Size produced only upon request - delivery conditions and terms to be agreed. Standard shipping lengths: 80 pitches = 10 feet = 3,048 metres.

FLEX FMS - HARD INOX

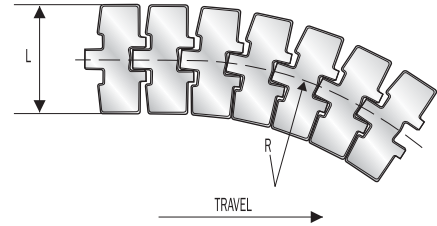
- Special, chrome-nickel, stainless steel slats, work hardened for HR, with shiny surface having a roughness of $R_a \leq 0.3$ microns.
- Chrome-nickel, austenitic stainless steel guide shoes (18% Chrome - 8% Nickel), work hardened for high resistance.
- AISI 431 stainless steel pins, magnetic and work hardened for high resistance.

PRODUCT CODES

SSH 8811 K325	internal code S.8.26.040
SSH 8811 K350	internal code S.8.26.060
SSH 8811 T K325	internal code S.8.26.041
SSH 8811 T K350	internal code S.8.26.061

CHARACTERISTICS

	Slat width (mm/ ")	Min. sideflexing radius (mm)	Weight kg/m
SSH 8811 K325	82.5 3 1/4	500	2.90
SSH 8811 K350	88.9 3 1/2	500	3.10
SSH 8811 T K325	82.5 3 1/4	500	3.10
SSH 8811 T K350	88.9 3 1/2	500	3.30



FLEX FMD - HQ INOX

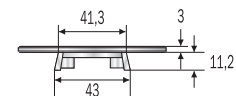
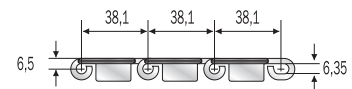
- Special, new stainless steel, chrome-nickel (W.1.4589) slats, work hardened for HR, with low surface roughness, $R_a \leq 0.2$ microns.
- Chrome-nickel, austenitic stainless steel guide shoes (18% Chrome - 8% Nickel), work hardened for high resistance.
- Special martensitic stainless steel pins, magnetic and heat treated for high resistance.

PRODUCT CODES

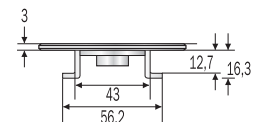
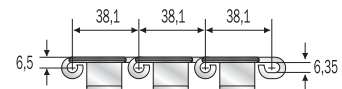
SSX 8811 T K325	internal code D.8.26.041
-----------------	--------------------------

CHARACTERISTICS

	Slat width (mm/ ")	Min. sideflexing radius (mm)	Weight kg/m
SSX 8811 T K325	82.5 3 1/4	500	3.10



BEVEL



TAB

FLEX FM - INOX 18/8

- Chrome-nickel, austenitic AISI 304 stainless steel slats (18% Chrome - 8% Nickel), work hardened for HR - shiny - with a roughness of $R_a < 0.5$ microns.
- Chrome-nickel, austenitic stainless steel guide shoes (18% Chrome - 8% Nickel), work hardened for high resistance.
- Austenitic stainless steel pins (18% Chrome - 8% Nickel), work hardened for high resistance.

PRODUCT CODES

SSA 8811 K325	internal code 8.16.040
SSA 8811 K350	internal code 8.16.060
SSA 8811 T K325	internal code 8.16.041
SSA 8811 T K350	internal code 8.16.061

CHARACTERISTICS

	Slat width (mm/ ")	Min. sideflexing radius (mm)	Weight kg/m
SSA 8811 K325	82.5 3 1/4	500	2.90
SSA 8811 K350	88.9 3 1/2	500	3.10
SSA 8811 T K325	82.5 3 1/4	500	3.10
SSA 8811 T K350	88.9 3 1/2	500	3.30

Standard shipping lengths: 80 pitches = 10 feet = 3,048 metres.

FLEX FMS2 - r = 200mm HARD INOX

- Special, chrome-nickel, stainless steel slats, work hardened for high resistance, with shiny surface having a roughness of $Ra \leq 0.3$ microns.
- Chrome-nickel, austenitic stainless steel guide shoes (18% Chrome - 8% Nickel), work hardened for high resistance.
- AISI 431 stainless steel pins, magnetic and work hardened for high resistance.

PRODUCT CODES

SSH 881 R T K325 internal code S.8.29.041

CHARACTERISTICS

	Slat width (mm/ ")	Min. sideflexing radius (mm)	Weight kg/m
SSH 881 R T K325	82.5 3 1/4	200	3.00

FLEX FM2 - r = 200mm INOX 18/8

- Chrome-nickel, austenitic AISI 304 stainless steel slats (18% Chrome - 8% Nickel), work hardened for high resistance - shiny - with a roughness of $Ra < 0.5$ microns.
- Chrome-nickel, austenitic stainless steel guide shoes (18% Chrome - 8% Nickel), work hardened for high resistance.
- Austenitic stainless steel pins (18% Chrome - 8% Nickel), work hardened for high resistance.

PRODUCT CODES

SSA 881 R T K325 internal code 8.19.041

CHARACTERISTICS

	Slat width (mm/ ")	Min. sideflexing radius (mm)	Weight kg/m
SSA 881 R T K325	82.5 3 1/4	200	3.00



FLEX FMA2 - r = 200mm CARBON STEEL

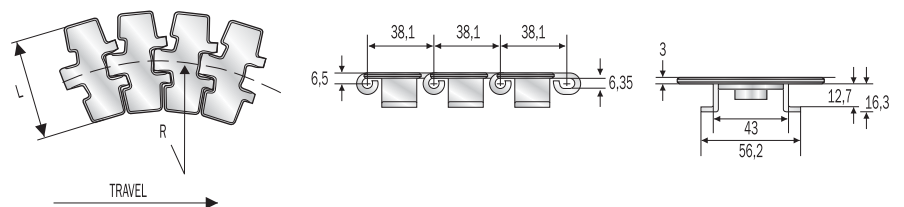
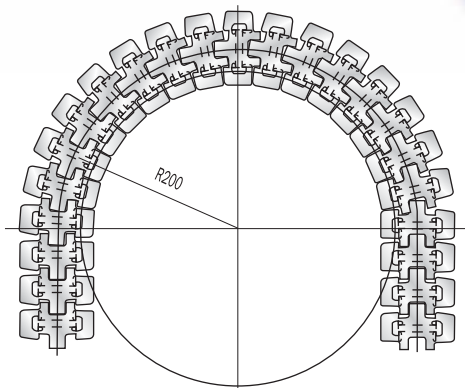
- Heat-treated carbon steel slats, with a surface and core hardness of 43 HRC.
- Case-hardened carbon steel pins.

PRODUCT CODES

S 881 R T K325 internal code 8.99.041

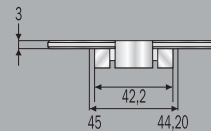
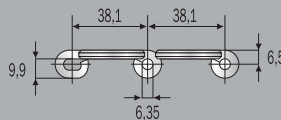
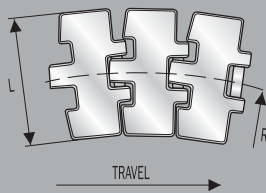

CHARACTERISTICS

	Slat width (mm/ ")	Min. sideflexing radius (mm)	Weight kg/m
S 881 R T K325	82.5 3 1/4	200	3.00



Standard shipping lengths: 80 pitches = 10 feet = 3,048 metres.
Not to be used with a lateral curving discs.

Sideflexing hinged slat chains for magnetic systems



NEW FLEX MAG - HARD INOX

- Special, chrome-nickel, stainless steel slats, work hardened for high resistance, with shiny surface having a roughness of $R_a \leq 0.3$ microns.
- Special, stainless steel pins, 400 series - magnetic - work hardened for high resistance.

PRODUCT CODES

SSH 881 M K325	internal code S.7.08.040
SSH 881 M K330	internal code S.7.08.042
SSH 881 M K450	internal code S.7.08.080
SSH 881 M K750	internal code S.7.08.110

CHARACTERISTICS

	Slat width (mm/ ")	Min. sideflexing radius (mm)	Weight kg/m
SSH 881 M K325	82.5 3 ¹ / ₄	500	2.50
SSH 881 M K330	83.8 3 ¹⁹ / ₆₄	500	2.65
SSH 881 M K450	114.3 4 ¹ / ₂	500	3.20
SSH 881 M K750	190.5 7 ¹ / ₂	500	4.90

NEW FLEX MAG-D - HQ INOX

- Special, new stainless steel, chrome-nickel (W.1.4589) slats - magnetic - work hardened for HR, with shiny surface having a roughness of $R_a \leq 0.2$ microns.
- Special, martensitic stainless steel, magnetic and heat treated for high resistance.

PRODUCT CODES

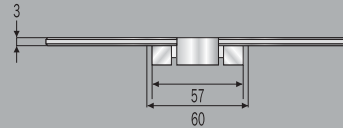
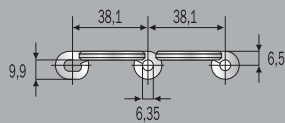
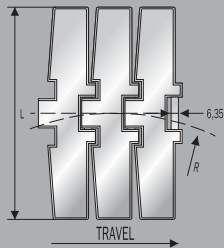
SSX 881 M K325	internal code D.7.08.040
SSX 881 M K330	internal code D.7.08.042

CHARACTERISTICS

	Slat width (mm/ ")	Min. sideflexing radius (mm)	Weight kg/m
SSX 881 M K325	82.5 3 ¹ / ₄	500	2.50
SSX 881 M K330	83.8 3 ¹⁹ / ₆₄	500	2.65

Standard shipping lengths: 80 pitches = 10 feet = 3,048 metres.

Sideflexing chains for magnetic systems - Reinforced hinge



NEW FLEX MAG - HARD INOX

- Special, chrome-nickel, stainless steel slats, work hardened for high resistance, with shiny surface having a roughness of $R_a \leq 0.3$ microns.
- Special, stainless steel pins, 400 series - magnetic - work hardened for high resistance.

PRODUCT CODES

SSH 8817 M K750

internal code S.7.08.175

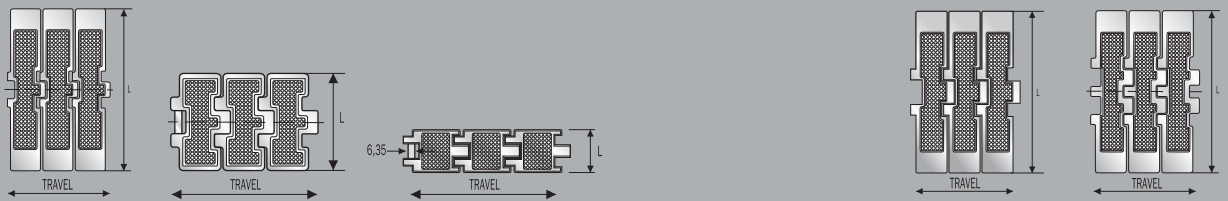
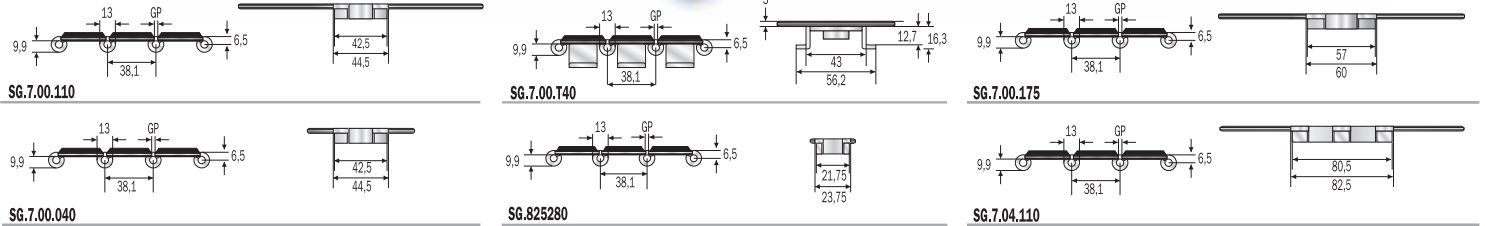

CHARACTERISTICS

	Slat width (mm/ ")	Min. sideflexing radius (mm)	Weight kg/m
SSH 8817 M K750	190.5 7 1/2	860	5.03

Standard shipping lengths: 80 pitches = 10 feet = 3,048 metres.

Straight running chains with rubber inserts for inclined conveyors

Single hinge



SUPER G / DHG - HARD INOX

- Special, chrome-nickel, stainless steel slats, work hardened for high resistance, with a rubber insert.
- Chrome-nickel, austenitic stainless steel guide shoes (18% Chrome - 8% Nickel), (Super-G TAB).
- AISI 431 stainless steel pins, magnetic and work hardened for high resistance.

PRODUCT CODES	
SSHR 812 G K125	internal code SG.8.25.280
SSHR 812 G K325	internal code SG.7.00.040
SSHR 812 G T K325	internal code SG.7.00.T40

CHARACTERISTICS						
	Slat width (mm/ ")	Hardness (HRC)	GP (mm)	RCC (mm)	Weight (kg/m)	
SSHR 812 G K125	31.8	1 1/4	30	2.8	75	1.20
SSHR 812 G K325	82.5	3 1/4	30	2.8	75	2.80
SSHR 812 G T K325	82.5	3 1/4	30	2.8	75	3.40

PRODUCT CODES	
SSH 8127 G K750	internal code SG.7.00.175

CHARACTERISTICS						
	Slat width (mm/ ")	Hardness (HRC)	GP (mm)	RCC (mm)	Weight (kg/m)	
SSH 8127 G K750	190.5	7 1/2	30	1.6	150	5.35

PRODUCT CODES	
SSH 812 G K450	internal code SG.7.00.080
SSH 812 G K600	internal code SG.7.00.100
SSH 812 G K750	internal code SG.7.00.110

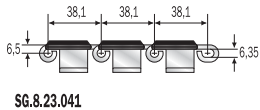

CHARACTERISTICS						
	Slat width (mm/ ")	Hardness (HRC)	GP (mm)	RCC (mm)	Weight (kg/m)	
SSH 812 G K450	114.3	4 1/2	30	1.6	150	3.50
SSH 812 G K600	152.4	6	30	1.6	150	4.40
SSH 812 G K750	190.5	7 1/2	30	1.6	150	5.30

PRODUCT CODES	
SSH 802 G K750	internal code SG.7.04.110

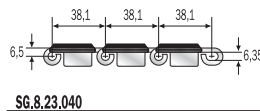
CHARACTERISTICS						
	Slat width (mm/ ")	Hardness (HRC)	GP (mm)	RCC (mm)	Weight (kg/m)	
SSH 802 G K750	190.5	7 1/2	30	1.6	150	6.20

Standard shipping lengths: 80 pitches = 10 feet = 3,048 metres.

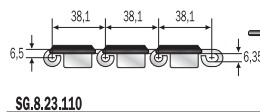
Sideflexing hinged stat chains with rubber inserts for inclined conveyors



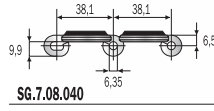
SG.8.23.041



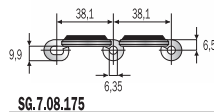
SG.8.23.040



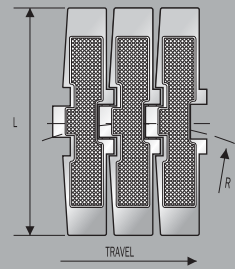
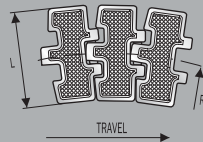
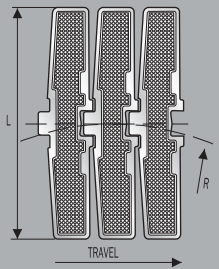
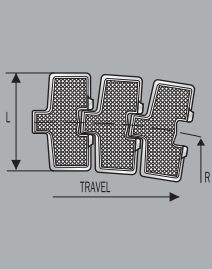
SG.8.23.110



SG.7.08.040



SG.7.08.175



FLEX RXMS-G / NEW FLEX-G MAG

- Special, chrome-nickel, stainless steel slats, work hardened for high resistance, with a rubber insert.
- Chrome-nickel, austenitic stainless steel guide shoes (18% Chrome - 8% Nickel), (Flex RXMS - G).
- Special, stainless steel pins, 400 series - magnetic - work hardened for high resistance.

PRODUCT CODES

SSH 881 G K325	internal code SG.8.23.040
SSH 881 G K450	internal code SG.8.23.080
SSH 881 G K750	internal code SG.8.23.110
SSH 881 T G K325	internal code SG.8.23.041
SSH 881 T G K450	internal code SG.8.23.081
SSH 881 T G K750	internal code SG.8.23.111

CHARACTERISTICS

	Slat width (mm/ ")	Min. sideflexing radius (mm)	Weight kg/m
SSH 881 G K325	82.5 3 1/4	457	3.10
SSH 881 G K450	114.3 4 1/2	500	3.80
SSH 881 G K750	190.5 7 1/2	500	5.50
SSH 881 T G K325	82.5 3 1/4	457	3.30
SSH 881 T G K450	114.3 4 1/2	500	4.00
SSH 881 T G K750	190.5 7 1/2	500	5.70

* Size produced only upon request - delivery conditions and terms to be agreed. Standard shipping lengths: 80 pitches = 10 feet = 3,048 metres.

PRODUCT CODES

SSH 881 M G K325	internal code SG.7.08.040
SSH 881 M G K750	internal code SG.7.08.110

CHARACTERISTICS

	Slat width (mm/ ")	Min. sideflexing radius (mm)	Weight kg/m
SSH 881 M G K325	82.5 3 1/4	500	2.70
SSH 881 M G K750	190.5 7 1/2	500	5.10

PRODUCT CODES

SSH 8817 M G K750	internal code SG.708175
-------------------	-------------------------

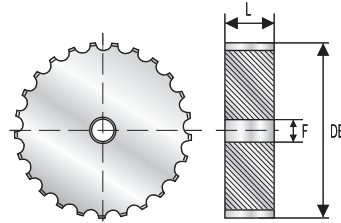
CHARACTERISTICS

	Slat width (mm/ ")	Min. sideflexing radius (mm)	Weight kg/m
SSH 8817 M G K750	190.5 7 1/2	860	5.14

Block body machined steel sprockets

FOR STRAIGHT RUNNING CHAINS AND FOR NEW FLEX MAG/ NEW FLEX MAG-D/NEW FLEX MAG-G CHAINS

The sprocket tooth pitch (mm 19,05) is half the pitch of the chain (38,1 mm). Therefore, when a sprocket with an odd number of teeth is used, the teeth engage the chain only every other revolution. This doubles the life of sprockets.

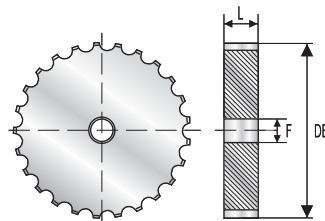


CODES / CHARACTERISTICS

	Width (mm)	Number of teeth (z)	DE outside diameter (mm)	Pitch diameter (mm)	F plain bore diameter (mm)	Weight kg/unit
8.12.020	43.50	19	117.10	117.35	20.0	3.05
8.12.030	43.50	21	130.05	129.25	20.0	3.80
8.12.040	43.50	23	142.00	141.20	20.0	4.60
8.12.050	43.50	25	154.20	153.20	20.0	5.40
8.12.060	43.50	27	166.60	165.20	20.0	6.40
8.12.070	43.50	29	179.05	177.25	20.0	7.50
8.12.080	43.50	31	191.25	189.30	20.0	8.70

FOR MIGNON/FLEX RXMC/FLEX RXMS/FLEX RXM/FLEX RXM 316/ FLEX RXMA/FLEX FMS/FLEX FMD/FLEX FM/FLEX FMS2/ FLEX FM2/FLEX FMA2/FLEX RXMS-G/SUPER-G TAB CHAINS

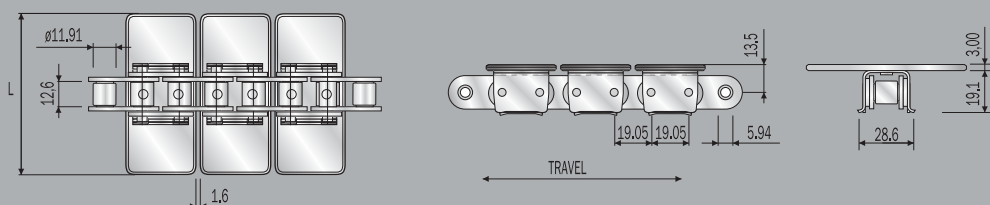
The sprocket tooth pitch (mm 19,05) is half the pitch of the chain (38,1 mm). Therefore, when a sprocket with an odd number of teeth is used, the teeth engage the chain only every other revolution. This doubles the life of sprockets.



CODES / CHARACTERISTICS

	Width (mm)	Number of teeth (z)	DE outside diameter (mm)	Pitch diameter (mm)	F plain bore diameter (mm)	Weight kg/unit
8.12.120	31.0	19	117.10	117.35	20.0	2.20
8.12.130	31.0	21	130.05	129.25	20.0	2.70
8.12.140	31.0	23	142.00	141.20	20.0	3.30
8.12.150	31.0	25	154.20	153.20	20.0	3.90
8.12.160	31.0	27	166.60	165.20	20.0	4.60

1864 Straight running plate top chains



1864

- This high speed, high capacity series offers better efficiency and reliability in applications where high temperatures or abrasive materials are involved.
- Steel and stainless steel top plates.
 - Base roller chain, 19,05 mm - 3/4" pitch.

PRODUCT CODES

1864 K325	internal code 1864.CC.041
1864 K450	internal code 1864.CC.081
1864 K600	internal code 1864.CC.101
1874 K750	internal code 1864.CC.111

CHARACTERISTICS

	Slat width (mm)	Ultimate strength (N)	Weight kg/m
1864 K325	82.5	37000	3.33
1864 K450	114.3	37000	4.00
1864 K600	152.4	37000	5.33
1864 K750	190.5	37000	5.68

PRODUCT CODES

1864 A K325	internal code 1864.CS.041
1864 A K450	internal code 1864.CS.081
1864 A K600	internal code 1864.CS.101
1864 A K750	internal code 1864.CS.111

CHARACTERISTICS

	Slat width (mm)	Ultimate strength (N)	Weight kg/m
1864 A K325	82.5	37000	3.33
1864 A K450	114.3	37000	4.00
1864 A K600	152.4	37000	5.33
1864 A K750	190.5	37000	5.68

PRODUCT CODES

1864 SS K325	internal code 1864.SS.041
1864 SS K450	internal code 1864.SS.081
1864 SS K600	internal code 1864.SS.101
1864 SS K750	internal code 1864.SS.111

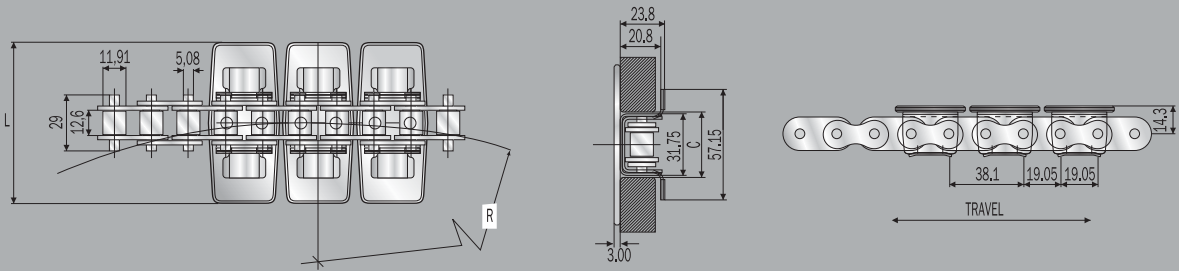
CHARACTERISTICS

	Slat width (mm)	Ultimate strength (N)	Weight kg/m
1864 SS K325	82.5	26000	3.33
1864 SS K450	114.3	26000	4.00
1864 SS K600	152.4	26000	5.33
1864 SS K750	190.5	26000	5.68

NOTE ON MATERIALS

- 1864 - steel base roller chain, steel top plate.
 1864 A - steel base roller chain, stainless steel top plate.
 1864 SS - stainless steel base roller chain, stainless steel top plate.

1874 Sideflexing plate top chains



1874

- This high speed, high capacity series offers better efficiency and reliability in applications where high temperatures or abrasive materials are involved.
- Steel and stainless steel top plates.
 - Base roller chain, 19,05 mm - 3/4" pitch.

PRODUCT CODES

1874 K325	internal code 1874.CC.041
1874 K450	internal code 1874.CC.081
1874 K600	internal code 1874.CC.101
1874 K750	internal code 1874.CC.111

CHARACTERISTICS

	Slat width (mm)	Ultim. str. (N)	Straight C (mm)	Curve C (mm)	R (mm)	Weight (kg/m)
1874 K325	82.5	27000	34.1	34.6	356	4.20
1874 K450	114.3	27000	34.1	34.6	356	4.80
1874 K600	152.4	27000	34.1	34.6	457	5.70
1874 K750	190.5	27000	34.1	34.6	610	6.40

PRODUCT CODES

1874 A K325	internal code 1874.CS.041
1874 A K450	internal code 1874.CS.081
1874 A K600	internal code 1874.CS.101
1874 A K750	internal code 1874.CS.111

CHARACTERISTICS

	Slat width (mm)	Ultim. str. (N)	Straight C (mm)	Curve C (mm)	R (mm)	Weight (kg/m)
1874 A K325	82.5	27000	34.1	34.6	356	4.20
1874 A K450	114.3	27000	34.1	34.6	356	4.80
1874 A K600	152.4	27000	34.1	34.6	457	5.70
1874 A K750	190.5	27000	34.1	34.6	610	6.40

PRODUCT CODES

1874 SS K325	internal code 1874.SS.041
1874 SS K450	internal code 1874.SS.081
1874 SS K600	internal code 1874.SS.101
1874 SS K750	internal code 1874.SS.111

CHARACTERISTICS

	Slat width (mm)	Ultim. str. (N)	Straight C (mm)	Curve C (mm)	R (mm)	Weight (kg/m)
1874 SS K325	82.5	21000	34.1	34.6	356	4.20
1874 SS K450	114.3	21000	34.1	34.6	356	4.80
1874 SS K600	152.4	21000	34.1	34.6	457	5.70
1874 SS K750	190.5	21000	34.1	34.6	610	6.40

NOTE ON MATERIALS

- 1874 - steel base roller chain, steel top plate.
 1874 A - steel base roller chain, stainless steel top plate.
 1874 SS - stainless steel base roller chain, stainless steel top plate.

30

Standard shipping lengths: 160 pitches = 10 feet = 3,048 metres.

Steel corrosion resistance table

Legend

- = Little resistance - not recommended
- = Average resistance
- = Good resistance - it can be used

CHEMICAL AGENT	FERRITIC STAINLESS STEEL	SPECIAL Cr-Ni STAINLESS STEEL	SPECIAL NEW Cr-Ni STAINLESS STEEL	AUSTENITIC STAINLESS STEEL	AUSTENITIC STAINLESS STEEL	CARBON STEEL
	INOX	HARD INOX	HQ INOX	INOX 18/8	INOX 316	
A Acetic acid	○	○	○	•	••	○
Acetone	••	••	••	••	••	○
Aluminium chloride	○	○	○	•	•	○
Ammonia	••	••	••	••	••	○
Ammonium chloride	○	○	○	•	•	○
Amyl alcohol	○	•	•	••	••	○
Aniline	•	•	•	•	•	○
Animal oil	••	••	••	••	••	••
B Beer	••	••	••	••	••	•
Benzene	○	•	•	••	••	○
Benzoic acid	○	○	○	•	•	○
Benzol	•	•	•	••	••	•
Boric acid	○	•	•	•	•	○
Brine	○	○	○	•	••	○
Butter	○	•	•	••	••	○
Butyl alcohol	○	•	•	••	••	○
Butyric acid	○	○	○	•	•	○
C Calcium chloride	○	○	○	○	•	○
Carbon disulphide	•	•	•	••	••	○
Carbon tetrachloride	•	•	•	••	••	•
Carbonated drinks	••	••	••	••	••	○
Caustic soda (20%)	••	••	••	••	••	○
Chlorine water	○	○	○	○	○	○
Chloroform	○	•	•	••	••	○
Citric acid	•	•	•	••	••	○
Copper sulphate	•	•	•	••	••	○
D Diet oil	••	••	••	••	••	•
Diet fat	••	••	••	••	••	○
Diluted acetic acid	○	○	○	•	••	○
Distilled water	••	••	••	••	••	○
E Ethyl acetate	○	○	○	•	•	○
Ethyl alcohol	○	•	•	••	••	○
Ethyl chloride	•	••	••	••	••	○
F Flax oil	•	•	•	••	••	•
Formaldehyde	○	•	•	••	••	○
Formic acid	○	○	○	○	○	○
Freon 12	○	○	○	••	••	○
Fresh water	••	••	••	••	••	○
Fruit juice	•	•	•	••	••	○
G Gasoline	•	•	•	••	••	•
Glycerine	•	•	•	••	••	○
H Hydrochloric acid	○	○	○	○	○	○
Hydrofluoric acid	○	○	○	○	○	○
Hydrogen peroxide	○	•	•	••	••	○
I Iodine	○	○	○	○	○	○
Iron chloride	○	○	○	•	•	○
L Lactid acid	○	○	○	••	••	○
M Magnesium chloride	○	○	○	•	•	○
Mercury	○	•	•	•	•	○
Methyl alcohol	○	•	•	•	••	○
Methylene chloride	○	○	•	•	•	○
Milk	••	••	••	••	••	•
N Nitric acid	•	•	•	••	••	○
O Oil	••	••	••	••	••	••
Oil ether	○	•	•	••	••	○
Oleic acid	•	•	•	•	•	○
P Paraffin	••	••	••	••	••	••
Phenol	○	○	○	••	••	○
Phosphoric acid	•	•	•	••	••	○
Potassium hydroxine	○	○	○	•	••	○
S Sea water	○	○	○	••	••	○
Silver nitrate	○	○	○	•	•	○
Soapy water	••	••	••	••	••	○
Sodium carbonate	•	•	•	••	••	○
Sodium chloride	○	○	○	•	•	○
Sodium hydroxine	○	○	○	•	•	○
Sodium hypochlorite	○	○	○	○	○	○
Sodium silicate	○	○	○	••	••	○
Sodium sulphate	•	•	•	••	••	○
Soft drinks	••	••	••	••	••	○
Sulphuric acid	○	○	○	○	•	○
T Tartaric acid	○	○	•	•	•	○
Trichlorethylene	•	•	•	••	••	•
Turpentine	••	••	••	••	••	○
V Vegetable juice	•	•	•	••	••	○
Vegetable oil	••	••	••	••	••	••
Vinegar	○	○	•	••	••	○
W Whiskey	•	•	•	••	••	○
Wine	•	•	•	••	••	○
X Xilol	••	••	••	••	••	•
Z Zinc chloride	○	○	○	•	•	○

The indicated data are approximate as the corrosion resistance of the above-mentioned steel, according to the conditions of use, is related to the work temperature, the concentration of the chemical agent, the duration of the contact with it, etc.



® MAGRIS s.r.l.
via Vanizza 10 (z.i. Sarano) 31025 S. Lucia di Piave TV - Italy
tel +39 0438 460226 / fax +39 0438 701843
e-mail magris@magris.com
www.magris.com

